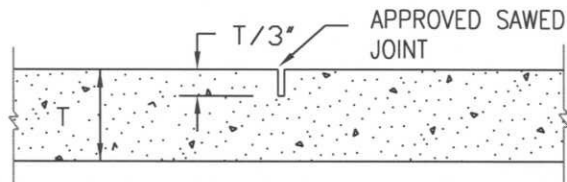
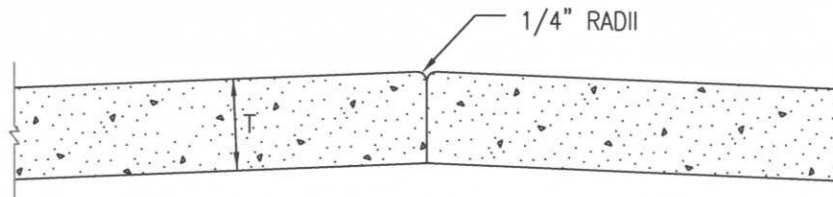


TRANSVERSE CONTRACTION JOINT AT INTEGRAL CURB FOR AN APPROACH

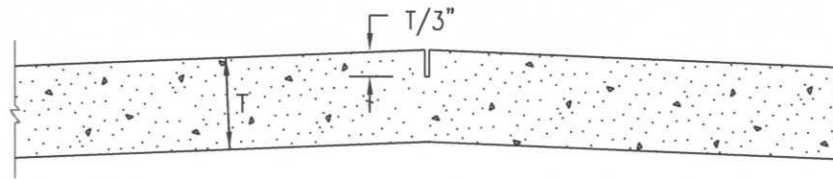


TRANSVERSE CONTRACTION JOINT

TRANSVERSE CONTRACTION JOINTS SHALL BE MADE BY SAWING JOINTS AT INTERVALS OF 20'. JOINTS SHALL BE T/3" IN DEPTH AT RIGHT ANGLES TO THE C.L. OF THE PAVEMENT. THIS OPERATION SHALL BE PERFORMED AS SOON AS THE INITIAL SETTING OF THE CONCRETE WILL PERMIT MOVEMENT OF THE SAWING EQUIPMENT WITHOUT DAMAGE TO THE SURFACE. SAW CUTS SHALL LINE UP WITH JOINTS CUT IN CURB OR CURB AND GUTTER.



C.L. CONSTRUCTION LONGITUDINAL JOINT



C.L. SAWED LONGITUDINAL JOINT

CHRIS E. BAUSERMAN, P.E., P.S.  
Delaware County Engineer

*Chris Bauserman*  
Delaware County Engineer

APPROVED  
1-22-2008

REVISED

STANDARD CONSTRUCTION DRAWING  
JOINT DETAILS FOR  
PORTLAND CEMENT  
CONCRETE PAVING  
(ITEM 305 BASE)

DELAWARE COUNTY ENGINEER'S OFFICE  
50 Channing Street  
Delaware, Ohio 43015  
PHONE: (740)833-2400 FAX: (740)833-2399  
www.co.delaware.oh.us

Drawn KS sheet 1  
Checked EM of 1

FILE NO.  
DCED-R2170